





S.NO.	DESCRIPTI ON	SIZE	SPECIFICATION	UNIT	QTY.	RATE	AMOUNT	(PHOTOGRAPH ANNEXED IS ONLY FOR GUIDANCE). COMPLETE AS PER DIRECTION AND SATISFACTION OF ENGINEER INCHARGE.
1	Bunk Bed	1890*925*1980mm	Providing, Placing and fixing of Bunk Bed. Outer Frame made with CRCA pipe Dia, 50mm x 1.66mm thick welded with horizontal pipe size -32mm M.S. square pipe of 1.66mm thick for support the top Ply & head rest side horizontal pipe height will be 2 inch more than the leg side pipe. L- section will be provide around the plytop & which is support to mattress . All structure will be welded with MIG welding process and Top Ply is made of 18mm commercial Plywood with support structure bed platform made of 50*25mm M.S. rectangular pipe with 50*25 mm pipe together all round and 4 no. of supports of 1" sq. pipe welded for the ply . The ladder and side support shall be of 25*25mm M.S. square CRC pipe . All steel components should be powder coated 50-60micron thick. including stairs and all sides guards for upper birth.All ends will be seatled by PVC end caps. Proper bed shoes shall be provided in the bunk beds to prevent noise .	Nos.	28			
2	Desk	1050x600x750	Providing & Placing Hostel table of size 1050X600X750mm. Providing and fixing of modular table with work top made of 25mm thickness prelam particle board of interior grade II Type III as per IS 12823:1990 with flat edges, work top clad with decorative laminate on front as per standard and back side with 0.45mm white balancing. Flat edges duly sealed with 2mm thick machine pasted PVC beading. Gable ends for vertical support of table top shall be made of 25mm thickness prelam particle board of grade II Type III as per IS 12823 with decorative laminates both side , flat edges duly pasted by 2mm thick pvc edge bending . Pre-laminated particle board of grade II Type III of IS 12823 Complete table in knock down system. Three drawer pedestal fixed below the table comprises of 1 file drawer and 2 box drawer having size of W400XD450X680mm. The drawer top , back and side panels including the drawer fascias is made out of Pre-laminated particle board of grade II Type III of IS 12823 18mm thick , edges dully sealed with pvc edge beading . The drawer's boxes are mounted on soft closing telescopic runner channels to enable smooth operation of the drawers with central locking mechanism and SS brush finish handle shall quoted as part of the item .	Nos.	56			
3	OVERHEAD STORAGE	Depth-300mm	Providing and fixing 300mm wide overhead storage made of 18mm thick three layer pre-laminated particle board of grade II Type III of IS 12823 designation PLB 23 of approved decorative color laminate in swede/matt finish on front. Openable /swing door storage with hinges, recessed handles and Front multi purpose locks , adjustable shelves. Distributed load capacity of shelf should be 35kg . Complete storage shall be in knock down system . All flat edges duly sealed with 2mm thick machine pasted PVC bending. Elevation area to be measured . The products should be as per BIFMA standards. The boards used should meet international standards of quality and safety, indian standard IS 12823 grade II should meet long time loadbending , screw - withdrawl strength and mouldulus of rapture and modulus of elasticity with bending test as per IS 2380 (Part 4 ,Part 13 and Part 14) All handles locks hardware shall be included in the quoted rates.	Sqmt	20.58			

4	Shelf with pinup board	1050 mm length & 300 mm depth	Providing and fixing fixed shelf above pinup board (Factory made) made of 18mm thick three layer pre-laminated particle board of grade II Type III of IS 12823 designation PLB 23 of approved decorative color laminate in swede/matt finish on front . Shelf shall be supported on 2 brackets made of 18mm thick block board & finished with laminate on both sides & all edges to shall be covered with 2.0mm thick PVC edge banding as approved. Size of fixed shelf above pin up board (size 1050 mm length & 300 mm depth)Items includes Supplying, Installation and Fixing of pinup board unit including all stainless steel fixtures & all fittings as per refer detailed drawings , Labours, tools , all taxes /GST, excise duty etc. complete in all respect as desired. Nothing will be paid in this accounts . Includes supply of pinup board with fabric cladding tightly pasted with no visible pins etc with cutng for electric with folds in fabric for plate inserts complete. Size of fixed shelf above pin up board (size 1050 mm length & 300 mm depth).	Nos	56			
FOR S.NO - 2 , 3 & 4								
5	Wardrobe	Depth-600mm	Providing and fixing of modular storage made of 18mm thick three-layer pre-laminated particle board of grade II Type III of IS 12823 designation PLPB 23 of approved decorative color laminate in swede/matt finish on front. Openable /swing door storage with self-closing hinges, recessed handles and Front multipurpose lock in each door, three adjustable shelves for keeping file according to user comfort ability. The entire wardrobe is to be divided for use as four (4 Nos) independent cabinet units with individual shutters with lock & key arrangement and magnetic catcher, pullout handles and Self closing hinges. Distributed load capacity of the shelf should be 35kg . Complete storage made of 18mm thick prelaminated particle board. Complete storage shall be have knock down system . all flat edges duly sealed with 2mm thick machine pasted PVC beading. one full size lockable drawer to be provided. complete wardrobe to be made with all oval shape rod for hanging & locking arrangement. The products should be as per BIFMA standards The boards used should meet international standards of quality and safety.Indian standard IS 12823 grade II should meet long time load bending , screw - withdrawal strength and modulus rupture and modulus of elasticity bending test as per IS 2380 (Part 4 ,Part 13 and Part 14). Cost of all hardware shall be part of the quoted rate.	Sqmt	76.44			
6	Chairs	Size: (W)52.5cm (D)55.8cm (H)84.5cm (seat H) 45.0 cm Seat Size 52.5cm(W) 53.2 cm(D) Back Size 51.6 m(W) 40.5 cm (H)	Fabrication and supply of hostel chair - The seat and back are made uo injection moulded high impact strength polypropylene polymer compound with indoor grade UV Resistance. The Powder coated (DFT50+ microns) welded tubular frame is made from 2.22 + 0.03 cm x 0.16+/- 0.0128cm and 3.5+/- 0.03 cmx1.5+/-0.03 cm x 0.16 +/- 0.0128 cm M.S.E.R.W tube. The Shoes are made of high impact strength polypropylene polymer compound with indoor grad UV Resistance and pressed fitted with tubular frame.	Nos	56			
			SUB TOTAL					
			GST@ 18%					
A			Total Amount with GST					
Note: All rate to be inclusive cost of Transportation, Labour, Materials etc. as required for satisfactory completion of work.								